FIRE PROTECTION CABINETS - SUPPLEMENTAL SUBMITTAL - Part Number Guide (sample number below)

C S S 1 0 1 7 F 1 0 F X 2 M C C A – F 6 R 4 S S 0 1

- C S S: Tub Material (Optional)
- 1 0: Tub Size
- 1: Door/Trim Material
- 7: Trim Projection
- F: Door Style
- 1 0: Door Glazing
- F X 2: Fire-Rated
- M C C A: Options (Handle, Alarm)
- F 6 R 4: Options (Material, Finish)
- S S 0 1: Options (Lettering)

CABINET

C	Cabinet

TUB MATERIAL (optional)

AL	Aluminum
SS	#4 Stainless steel

TUB SIZE (Series)

Ambassador, Academy, Cosmopolitan, Cavalier, Panorama	
81	9" x 18" x 5-½"
17	10-½" x 24" x 5"
18	10-½" x 24" x 5-½"
10	10-½" x 24" x 6"
20	12" x 27" x 7-¾"
30	16" x 32" x 7-¾"
40	20" x 27" x 7-¾"
Clear Vu	
15	10-½" x 24" x 4"
25	14" x 30" x 4"
45	28" x 30" x 4"
Embassy	
56	10-½" x 24" x 5-¾"
57	16" x 32" x 7-¾"
59	16" x 40" x 8-¾"
55	18" x 18" x 7-¾"
58	32" x 32" x 7-¾"
Crownline	
60	24" x 30" x 6"
61	24" x 30" x 8"
62	24" x 34-¾" x 6"
64	24" x 34-¾" x 8"
66	24" x 38-¾" x 8"
63	30" x 30" x 8"
65	32-¾" x 34-¾" x 8"
72	32-¾" x 38-¾" x 8"
85	18" x 18" x 8"
84	18" x 18" x 10"
87	26" x 26" x 8"
86	26" x 26" x 10"
80	16" x 40" x 9"
Royal 3600 Series	
36	12" x 36" x 8"
Orbit	
21	12" x 27" x 3-¼"

Note: For surface mount cabinets, add 3 3/16" to width and height measurements.

DOOR/TRIM MATERIAL

1	Cold-rolled Steel, White
2	Aluminum
3	Stainless Steel
4	Satin Bronze (US10)
5	Polished Brass (US3)
6	Galvanneal Steel
7	Satin Brass (US4)
9	Dark Anodized Aluminum

TRIM PROJECTION

4	Trimless 1" overlapping door
4W	Trimless for wallboard bead
4P	Trimless with recessed 3/4" plaster
5	3/8" Square edge
6	1-¼" or 1-½" Square edge
0	2-¼" Square edge
7	2-½" or 3" Rolled edge
2	4" Rolled edge with flush pull
8	4-½" Rolled edge
3	Surface mount square edge
9	Surface mount rolled

DOOR STYLES

STANDARD DOORS

A	Cntr Duo Saf-T-Lok™
B	Small View Saf-T-Lok™
D	Horz Duo, pull
E	Horz Duo Saf-T-Lok™
F	Full View, pull
G	Full View Saf-T-Lok™
V	Vert duo, pull†
W	Vert duo Saf-T-Lok™
S21	Solid, pull
S22	Solid Saf-T-Lok™
L24	Solid, cylinder lock, no pull

PANORAMA DOORS

P	Colored acrylic, pull
Q	Colored acrylic, Saf-T-Lok™ pull,
C	Clear polycarbonate, frameless

DOOR GLAZING

STANDARD CABINETS

10	0.090" Clear acrylic
13	1/4" Clear wired glass
15	1/8" Bronze acrylic
16	1/8" Gray acrylic
17	1/8" Clear tempered glass
18	1/4" Clear safety glass

PANORAMA DOOR (P&Q STYLE) 3/16" ACRYLIC & LETTERING

40	Black acrylic	White vertical
41	Red acrylic	
42	White acrylic	Black vertical
43	White acrylic	Red vertical
45	Black acrylic	White horizontal
46	Red acrylic	
47	White acrylic	Black horizontal
48	White acrylic	Red horizontal
50	Black acrylic	White ascending
51	Red acrylic	
52	White acrylic	Black ascending
53	White acrylic	Red ascending

PANORAMA (C STYLE)

70	3/16" Clear poly, pull
71	3/16" Clear poly, Saf-T-Lok™

CLEAR VU, SMB

25	Clear Bubble
26	Red Bubble
27	Bronze Bubble

Continue below with Options

FIRE-RATING

FX2	Fire-rated

HANDLE

(None)	Std. handle
A	Recessed handle
LH	Lever handle
MC	Magnetic catch (steel only)
FM	Futura FIRE Mill
FR	Futura FIRE Red
FW	Futura FIRE White

ALARM

CA	Commander
SA	Strobe
BA	Brigadier

MATERIAL

F6	#6 Stainless steel
F7	#7 Polished stainless steel
F8	#8 Mirror stainless steel
F26D	Satin Chrome
F9	US9 Bright polished bronze
F3	#316 Stainless steel

FINISH

COLOR

Std.White: Door, Trim, & Tub (for CRS)

AB	AMS Beige	**R**	Red
B	Bronze	**RT**	Red Textured
BA	Brass	**SB**	SC Beige
BK	Black	**SI**	Silver
BT	Bronze Textured	**ST**	Silver Textured
FB	Flat Black	**W**	White
G	Gray	**WH**	White Hammertone
GH	Grey Hammertone	**WT**	White Textured
GT	Gray Textured	**Y**	Yellow
O	Orange		

COMPONENT

1	Door
2	Trim
12	Door & trim
3	Tub
4	Door, trim & tub

LETTERING

SS01	Silk screening, SS-FELVR FIRE EXTINGUISHER, vertical red
ET01	Etching, ET-FELVR FIRE EXTINGUISHER, vertical red
EN01	Engraving, EN-FELVR FIRE EXTINGUISHER, vertical red

NOTE: Not all options are available with all series. Refer to product submittal for details.

It is the responsibility of the customer to communicate specifications and product performance requirements that are needed for their application. This document is intended to convey potential product configurations and offerings. It is not to be used to imply or represent a specification or rating, of finished products shipped. Detailed, specific submittals can be created upon request. It is the responsibility of the customer to specify product accordingly to comply with local laws, codes, and ordinances.

800-498-3473
sales@firesafetysupply.net
www.firesafetysupply.net

Distributor:		Project:	
Contractor:		Approved By:	
Date:		Architect:	
Scale: N/A	Page 1 of 8	Model #:	

© 2026 Activar Construction Products Group, Inc.
THE INFORMATION CONTAINED IN THIS DRAWING IS THE SOLE PROPERTY OF ACTIVAR CONSTRUCTION PRODUCTS GROUP, INC. ANY REPRODUCTION IN PART OR AS A WHOLE WITHOUT WRITTEN PERMISSION IS PROHIBITED.

11-3-2026

C 1 0 **1** 7 F 1 0 F X 2 M C C A – **F 6** R 4 S S 0 1

- Tub Size: C 1 0
- **Door/Trim Material: 1**
- Trim Projection: 7
- Door Style: F
- Door Glazing: 1 0
- Options: F X 2 M C C A – F 6 R 4 S S 0 1
  - Fire-Rated: F X 2
  - Handle: M C
  - Alarm: C A
  - Material: F 6
  - Finish: R 4
  - Lettering: S S 0 1

DOOR/TRIM MATERIAL - PART NUMBER CODE (when made-to-order on cabinet)

							
1	**2**	**3**	**4**	**5**	**6**	**7**	**9**
Cold Rolled Steel, white powdercoat	Aluminum, #180 clear satin anodized finish	Stainless Steel, #4 stain finish	Bronze, US10 satin, clear coat finish	Brass, US3 polished, clear coat finish	Galvanneal Steel, white powdercoat	US4 Satin Bronze	Dark Anodized Aluminum

OPTIONAL MATERIAL - PART NUMBER CODE (when made-to-order on cabinet)

				
F6	**F7**	**F8**	**F9**	**F26D**
#6 Stainless Steel	#7 Polished Stainless Steel	#8 Mirror Stainless Steel	US9 Bright Polished Bronze	Satin Chrome

Colors are reference only. For accuracy, order physical color samples by contacting customer service at 800-554-6077.

© 2026 Activar Construction Products Group, Inc.
THE INFORMATION CONTAINED IN THIS DRAWING IS THE SOLE PROPERTY OF ACTIVAR CONSTRUCTION PRODUCTS GROUP, INC.
ANY REPRODUCTION IN PART OR AS A WHOLE WITHOUT WRITTEN PERMISSION IS PROHIBITED.

C 1 0 1 7 F 1 0

Tub Size
Door/Trim Material
Trim Projection
Door Style
Door Glazing

TRIM PROJECTION - PART NUMBER CODE (when made-to-order on cabinet)

TRIMLESS			RECESSED	SEMI-RECESSED					SURFACE-MOUNT	
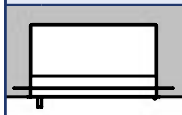	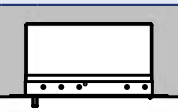	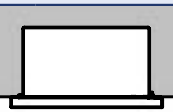	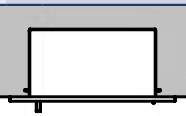	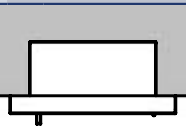		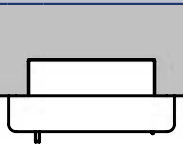	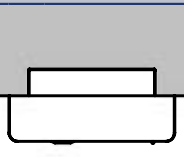	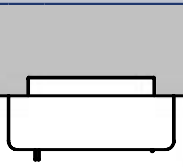	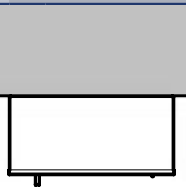	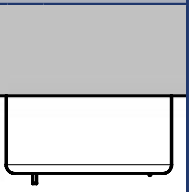
4P	**4W**	**4**	**5**	**6**	**0**	**7**	**2**	**8**	**3**	**9**
Flush Flange Recessed 3/4" Plaster	Flush Flange Walboard Bead	1" Overlapping Door	3/8" Flat Square	1-¼" or 1-½" Square	2-¼" Square	2-½" or 3" Rolled	4" Rolled w/ Rec. Hndl	4-½" Rolled	5" to 10-½" Square	5" to 10-½" Rolled

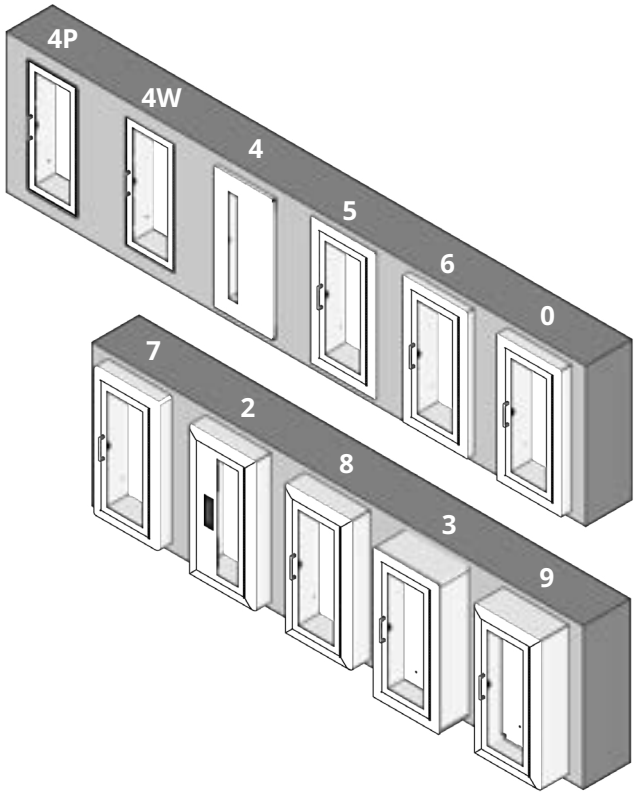

TRIM PROJECTION CLEAR VU - PART NUMBER CODE (when made-to-order on cabinet)

RECESSED	SEMI-RECESSED		SURFACE-MOUNT	
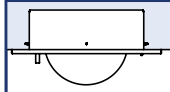	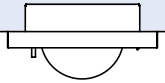	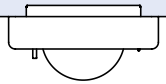	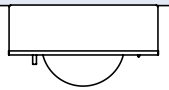	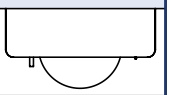
5	**6**	**7**	**3**	**9**
3/8" Flat Square	1-¼" or 1-½" Square	2-½" or 3" Rolled	5-½" to 8-¼" Square	4" to 8-¼" Rolled

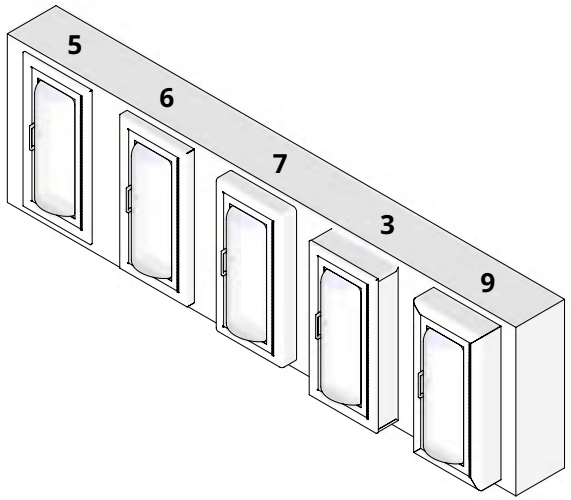

© 2026 Activar Construction Products Group, Inc.
THE INFORMATION CONTAINED IN THIS DRAWING IS THE SOLE PROPERTY OF ACTIVAR CONSTRUCTION PRODUCTS GROUP, INC.
ANY REPRODUCTION IN PART OR AS A WHOLE WITHOUT WRITTEN PERMISSION IS PROHIBITED.

FIRE PROTECTION CABINETS - SUPPLEMENTAL SUBMITTAL - Door and Latch Style

DOOR AND LATCH STYLE PART NUMBER CODE (when made-to-order on cabinet)

	Architectural & Crownline				Architectural	Crownline	Panorama	
	SOLID	FULL VIEW	VERTICAL DUO	HORIZONTAL DUO	SMALL WINDOW	CENTERED HORIZONTAL DUO	TEXTURED	CLEAR
STANDARD PULL	S21	F	V	D	(Not available)		P	C70
STANDARD PULL & SAF-T-LOK	L22	G	W	E	B	A*	Q	C71
RECESSED PULL	S21A	F__A	V__A	D__A	(Not available)		P__A	
RECESSED PULL & SAF-T-LOK	L22A	G__A	W__A	E__A	B__A	A__A*	Q__A	
NO HANDLE & CYLINDER LOCK	L24							

*Crownline option only

C 1 0 1 7 F 1 0

- Tub Size
- Door/Trim Material
- Trim Projection
- Door Style
- Door Glazing

DOOR & TRIM PARTS - SOLD SEPARATELY

QTY	FOR CABINET SERIES	MODEL	DESCRIPTION
		Trim	
	1000	**T-1016**	CRS, white, 1-½" sq
		T-1017	CRS, white, 3" rolled
		T-1027	Alum, 3" rolled
		T-1037	SS #4, 3" rolled
		Door	
	1000	**D-101F**	CRS, white, full view, std pull
		D-101G	CRS, white, full view w Saf-T-Lok, std pull
		D-101V	CRS, white, vertical duo, std pull
		D-102F	Alum, full view, std pull
		D-103F	SS #4, full view, std pull
	2000	**D-201F**	CRS, white, full view, std pull
		D-201V	CRS, white, vertical duo, std pull
	Embassy	**D-561S**	CRS, white, solid door, concealed pull
		D-561V	CRS, white, vertcial duo, concealed pull
		Door & Trim	
	1000	**TD-1016G**	CRS, white, 1-½" sq, full view w Saf-T-Lok, std pull
		TD-1017F	CRS, white, 3" rolled, full view, std view

Other: Specify below

HANDLE LOCATIONS

	STANDARD PULL	RECESSED PULL
NO LOCK	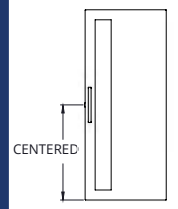	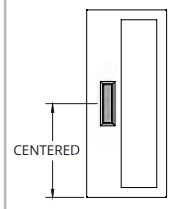
SAF-T-LOK	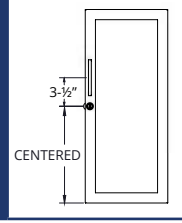	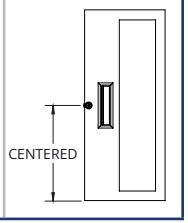

© 2026 Activar Construction Products Group, Inc.
THE INFORMATION CONTAINED IN THIS DRAWING IS THE SOLE PROPERTY OF ACTIVAR CONSTRUCTION PRODUCTS GROUP, INC.
ANY REPRODUCTION IN PART OR AS A WHOLE WITHOUT WRITTEN PERMISSION IS PROHIBITED.

FIRE PROTECTION CABINETS - SUPPLEMENTAL SUBMITTAL - Glazing

C 1 0 1 7 F 1 0

- Tub Size
- Door/Trim Material
- Trim Projection
- Door Style
- Door Glazing

GLAZING PART NUMBER CODE (when made-to-order on cabinet)

GLAZING: AMBASSADOR, ACADEMY, COSMOPOLITAN, CAVALIER, ROYAL, CROWNLINE, EMBASSY, ORBIT

Acrylic

10	15	16
.090 Clear	1/8" Bronze	1/8" Gray
		

Glass

13	17	18
1/4" Clear Wireshield	1/8" Clear Tempered	1/4" Clear Laminated
		

BUBBLE STYLES: CLEAR VU, SMB

Acrylic

25	26	27
Clear	Red	Bronze
		

GLAZING PART NUMBER CODE (when made-to-order on cabinet)

PANORAMA GLAZING/LETTERING

P & Q STYLE DOORS

	Vertical Lettering	Horizontal Lettering	Ascending Lettering
White text on Black	40 	45 	50 
White text on Red	41 	46 	51 
Black text on White	42 	47 	52 
Red text on White	43 	48 	53 

C STYLE DOORS

	3/16" Acrylic
Standard Pull	70 
Standard Pull& Saf-T-Lok	71 

GLAZING PARTS - SOLD SEPARATELY

QTY	FOR CABINET SERIES	MODEL	DESCRIPTION	FITS DOOR STYLES
	1000	G10F10	.090 Clear acrylic 8-½" x 22-¾"	F10, G10, V10, W10
		G10F13	1/4" Wireshield 8-½" x 22-¾"	F13, V13
		G10F17	1/8" Tempered 8-½" x 22-¾"	F17, V17
		G10F10A	.090 Clear acrylic 5-⅜" x 22-¾"	F10, V10A
		G10F17A	1/8" Tempered 5-⅜" x 22-¾"	F17A, V17A
	2000	G20F10	.090 Clear acrylic 10" x 25-¾"	F10, V10
		G20F17	1/8" Tempered 10" x 25-¾"	F17, V17
		G20F10A	.090 Clear acrylic 6-⅞" x 25-¾"	F10A, V10A
		G10F17A	1/8" Tempered 6-⅞" x 25-¾"	F17A, V17A

QTY	FOR CABINET SERIES	MODEL	DESCRIPTION
	Clear Vu 1500	BCV10F25	Clear bubble 8-½" x 22-¼"
		BCV10F26	Red bubble 8-½" x 22-¼"
		BCV10F27	Bronze bubble 8-½" x 22-¼"
	Clear Vu 2500	BCV25F25	Clear bubble 12" x 28-½"
		BCV25F27	Bronze bubble 12" x 28-½"

© 2026 Activar Construction Products Group, Inc.
THE INFORMATION CONTAINED IN THIS DRAWING IS THE SOLE PROPERTY OF ACTIVAR CONSTRUCTION PRODUCTS GROUP, INC.
ANY REPRODUCTION IN PART OR AS A WHOLE WITHOUT WRITTEN PERMISSION IS PROHIBITED.

FIRE-RATED PART NUMBER CODE

FIRE-RATED	FX2
	Fire-rated with lightweight mineral wool insulation



HANDLE PART NUMBER CODE (WHEN MADE-TO-ORDER ON CABINET)

PULL HANDLES MADE-TO-ORDER ON CABINET	A	LH	(None◊)	MC
	Recessed pull	Lever handle	Concealed	Magnetic Catch
				

HANDLE PART NUMBER CODE (REPLACE IN FIELD)

PULL HANDLES REPLACE IN FIELD	(None)	(None*)	(None*)	(None*)	(None*)	(None**)
	Std. pull	Satin oil-rubbed bronze US10B	Satin bronze US10	Polished brass US3	Satin stainless US32D	Chrome
						
	PUF	**PUFR**	**PUFW**	**PRH**	**C-KIT-LH**	**CBE-001**
	Futura mill	Futura red	Futura white	Recessed pull	Lever handle	Concealed
						
LATCHES & LOCKS	**(None)**		**G, E, W, B, L**		**MC-KIT** (Replace in field)	
	Roller, Std.		(Door style PN) Saf-T-Lok		Magnetic Catch Kit	
						
	The roller catch is the standard latch on cabinet doors. It has a spring loaded nylon roller.		Cabinets with Saf-T-Lok appear to be locked, but can be opened with a sharp pull that breaks or bends the plastic cam.		The adhesive backed magnetic catch requires 5 lb force to operate. It can only be used on steel doors.	

*Comes standard on Cavalier cabinets with same finish **Comes standard on premium grade cabinet materials (F7, F8, F26D)
◊Comes standard on Embassy cabinets

C 1 0 1 7 F 1 0 FX2 MC C A - F 6 R 4 SS01

Tub Size
Door/Trim Material
Trim Projection
Door Style
Door Glazing
Fire-Rated
Handle
Alarm
Material
Finish
Lettering
Options

HARDWARE PARTS - SOLD SEPARATELY

QTY	MODEL	DESCRIPTION
		Pull Handles
	PUS PAK	Std. pull handle 4", zinc-plated steel, 2 screws
	PUS-US10B	Pull handle, 4", stain oil-rubbed bronze
	PUS-US10	Pull handle, 4", stain bronze
	PUS-US3	Pull handle, 4", polished brass
	PUS-US32D	Pull handle, 4", satin stainless steel
	PUCH	Pull handle, 4", chrome finish
	TSC838	Screws for pull handle (need 2 per handle)
		Other Handles
	PUF	Futura "FIRE" Mill
	PUFR	Futura "FIRE" Red
	PUFW	Futura "FIRE" White
	PRH	Recessed pull handle, black plastic
	C-KIT-LH	Kit w/ lever handle, catch, bracket, screws
	CBE-001	Concealed handle, black ABS for Embassy
		Latches & Locks
	SL-LC	Saf-T-Lok with lock and cam, includes keys (2)
	SL	Saf-T-Lok, includes keys (2)
	LC	Saf-T-Lok polycarbonate cam
	SL-KEY	Saf-T-Lok keys (2)
	MC-KIT	Magnetic catch kit with tape
	RC	Roller catch with 2 screws
		Hardware Packs
	HPF	Hdw pack: 4 glass clips, 1 roller catch, 6 screws
	HPFPUS	Pull & hdw pack kit: HPF + PUS 4 glass clips, 1 roller catch, 6 screws, 1 pull



HPF



HPFPUS

© 2026 Activar Construction Products Group, Inc.
THE INFORMATION CONTAINED IN THIS DRAWING IS THE SOLE PROPERTY OF ACTIVAR CONSTRUCTION PRODUCTS GROUP, INC.
ANY REPRODUCTION IN PART OR AS A WHOLE WITHOUT WRITTEN PERMISSION IS PROHIBITED.

C 1 0 1 7 F 1 0 F X 2 M C C A – F 6 R 4 S S 0 1

Tub Size
Door/Trim Material
Trim Projection
Door Style
Door Glazing
Fire-Rated
Handle
Alarm
Material
Finish
Lettering
Options

ALARM PART NUMBER CODE (when made-to-order on cabinet)

CA	SA	BA
COMMANDER ALARM	**STROBE ALARM**	**BRIGADIER ALARM**
		
Audio alarm • 85dB warning horn sounds alert when plunger switch is activated as the cabinet door is opened • Alarm is deactivated when the door closes • Installed inside of the cabinet near the door and includes a 9V battery (14-9V-EU)	**Visual and audio strobe alarm** • Sounds a 110 dB warning horn and flashes red light when door is opened. • The strobe alarm works in conjuction with the commander alarm to sound an alert for 2 minutes when plunger switch is activated as the cabinet door is opened. • The commander alarm is installed inside the cabinet near the door and includes a 9V battery. (14-9V-EU) • The strobe is installed on cabinet tops with at least 3" or wider trim. For cabinets with less than 3 " trim, the alarm ships loose for field installation on the wall.	**Mini Theft Stopper (r) audio alarm with door position sensor for fire extinguishers in cabinets** • Includes compact 3-⅜" x 1" STOP sign to discourage wrongful use • Sounds a 105dB warning horn when seal is broken one of two different ways: – When magnet (mounted on door jamb) senses door is open – When extinguisher is removed with steel clip through handle • Alarm stays on until cord is plugged back into the alarm unit • Deactivation pin provided for service by authorized personnel • 9-volt battery is provided

ALARM PARTS - SOLD SEPARATELY

	QTY	Model & Description
		**C-KIT-CA** **Commander Alarm Kit** Commander alarm, 9V battery, 3 screws
		**C-KIT-CA-BRKTS** **Commander Alarm Kit** Commander alarm, 9V battery, 6 screws, brackets (surface mount & Embassy)
		**CA** **Commander Alarm** Commander alarm only, no battery, no screws (Replacement part only)

	QTY	Model & Description
		**C-KIT-SA** **Strobe Alarm KIT** Strobe alarm with 2 screws, Commander alarm with 3 screws, Zip tie, zip tie mount, double-sided tape
		**14SA** **Strobe Alarm** Strobe alarm with 2 screws (Replacement part only)

	QTY	Model & Description
		**BA** **Brigadier Alarm** Mini Theft Stopper® for extinguishers in cabinets (see details above)
		**BA-A002** **Brigadier 2 Alarm** Theft stopper® for wall mounted extinguishers. Includes a visible 5-⅜" x 2" STOP sign to discourage wrongful use. Sounds a 105dB warning horn when seal is broken when extinguisher moved from its normal position.

Mini Theft Stopper and Theft Stopper are trademarks registered by Safety Technology International

© 2026 Activar Construction Products Group, Inc.
THE INFORMATION CONTAINED IN THIS DRAWING IS THE SOLE PROPERTY OF ACTIVAR CONSTRUCTION PRODUCTS GROUP, INC.
ANY REPRODUCTION IN PART OR AS A WHOLE WITHOUT WRITTEN PERMISSION IS PROHIBITED.

FIRE PROTECTION CABINETS - SUPPLEMENTAL SUBMITTAL OPTIONS - Finish Color & Lettering

COMMON FINISH COMBINATIONS PN CODE		
	(none)	Std. White door, trim, & tub (steel)
	R1	Red Door, White Trim & Tub
	R12	Red Door/Trim, White Tub
	R3	Red Tub, White Trim/Tub
	R4	Red Door/Trim/Tub
	BK1	Black Door, White Trim/Tub
	BK12	Black Door/Trim, White Tub
	BK3	Black Tub, White Door/Trim
	BK4	Black Door/Trim/Tub
	R1FB23	Red Door, Flat Black Trim/Tub
	G12BK3	Gray Door/Trim, Black Tub
	Other - Specify below:	



C2017S21FX2-R12

C 1 0 1 7 F 1 0 F X 2 M C C A - F 6 R 4 S S 0 1

- Tub Size
- Door/Trim Material
- Trim Projection
- Door Style
- Door Glazing
- Options: Fire-Rated, Handle, Alarm, Material, Finish, Lettering

COMMON LETTERING COMBINATIONS PN CODE		
	SS01	SS-FELVR, Silkscreen, FIRE EXTINGUISHER, vertical, red
	SS01D	SS-FELVRD, Silkscreen, FIRE EXTINGUISHER, vertical, red, on door of duo
	SS01G	SS-FELVRD, Silkscreen, FIRE EXTINGUISHER, vertical, red, on glazing of duo
	SSC01	SS-FELVR, Silkscreen, FIRE EXTINGUISHER, vertical, red, centered
	SS02	SS-FELVB, Silkscreen, FIRE EXTINGUISHER, vertical, black
	SS03	SS-FELVW , Silkscreen, FIRE EXTINGUISHER, vertical, white
	ET01	ET-FELVR, Etching, FIRE EXTINGUIHSER, vertical, red
	EN01	EN-RELVR, Engraving, FIRE EXTINGUISHER, vertical, red
	Other - Specify below:	

FINISH COLORS PN CODE		
	AB	AMS Beige
	B	Bronze
	BA	Brass
	BK	Black
	BT	Bronze Texture
	FB	Flat Black
	G	Gray
	GH	Gray Hammertone
	GT	Gray Texture
	O	Orange
	R	Red
	RT	Red Texture
	SB	SC Beige
	SI	Silver
	ST	Silver Texture
	W	White
	WH	White Hammertone
	WT	White Texture
	Y	Yellow
	Other - Specify below:	

COMPONENT PN CODE	
1	Door
2	Trim
3	Tub
4	Door, trim, tub
12	Door & trim
13	Door & tub
23	Trim & tub
Other - Specify below	
Door	
Trim	
Tub	

LETTERING PROCESS	WORDING	ORIENTATION	COLOR	COMPONENT*
SS Silkscreen (door or glazing)	**FE** FIRE EXTINGUISHER	**V** Vertical	**R** Red	**D** Door
ET Etching (glazing)	**FB** FIRE BLANKET	**H** Horizontal	**B** Black	**G** Glazing
EN Engraving (door)	**FH** FIRE HOSE	**A** Ascending	**W** White	
	FDV FIRE DEPARTMENT VALVE			

*For silk screen only on DUO style doors (V, W, D, E, A)

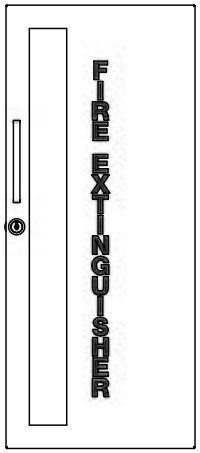

SSC02D/ENC02D centered in black shown on door

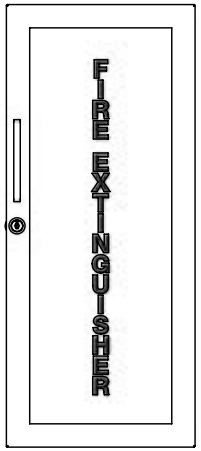

SSC02/ETC02 centered in black shown on glazing

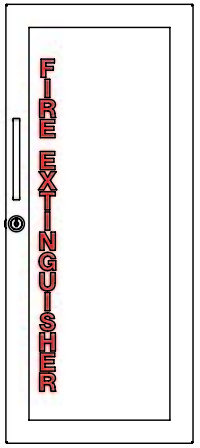

SS01/ET01 in red shown on glazing

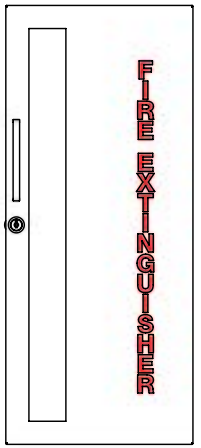

SS01D/EN01D in red shown on door

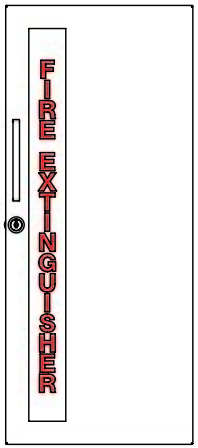

SS01G/ET01G in red shown on glazing

© 2026 Activar Construction Products Group, Inc.
THE INFORMATION CONTAINED IN THIS DRAWING IS THE SOLE PROPERTY OF ACTIVAR CONSTRUCTION PRODUCTS GROUP, INC.
ANY REPRODUCTION IN PART OR AS A WHOLE WITHOUT WRITTEN PERMISSION IS PROHIBITED.